

# Cynomolgus IL-3 Protein

Cat. No. IL3-CE101

## Description

<b>Source</b>	Recombinant Cynomolgus IL-3 Protein is expressed from E.coli with His tag at the N-Terminus. It contains Ala20-Gln143.
<b>Accession</b>	G7P877
<b>Molecular Weight</b>	The protein has a predicted MW of 15.13 kDa same as Bis-Tris PAGE result.
<b>Endotoxin</b>	Less than 1EU per µg by the LAL method.
<b>Purity</b>	> 95% as determined by Bis-Tris PAGE > 95% as determined by HPLC

## Formulation and Storage

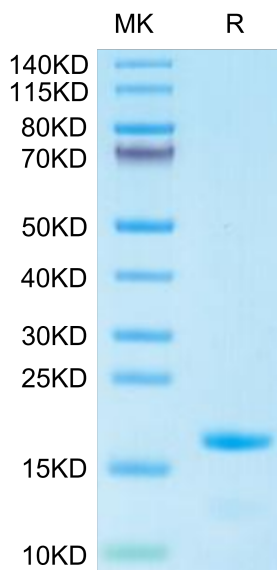
<b>Formulation</b>	Lyophilized from 0.22µm filtered solution in PBS (pH 7.4). Normally 8% trehalose is added as protectant before lyophilization.
<b>Reconstitution</b>	Centrifuge the tube before opening. Reconstituting to a concentration more than 100 µg/ml is recommended. Dissolve the lyophilized protein in distilled water.
<b>Storage</b>	-20 to -80°C for 12 months as supplied from date of receipt. -80°C for 3 months after reconstitution. Recommend to aliquot the protein into smaller quantities for optimal storage. Please minimize freeze-thaw cycles.

## Background

Interleukin 3 is a pleiotropic factor produced primarily by activated T cells that can stimulate the proliferation and differentiation of pluripotent hematopoietic stem cells as well as various lineage committed progenitors. This CSF induces granulocytes, macrophages, mast cells, stem cells, erythroid cells, eosinophils and megakaryocytes.

## Assay Data

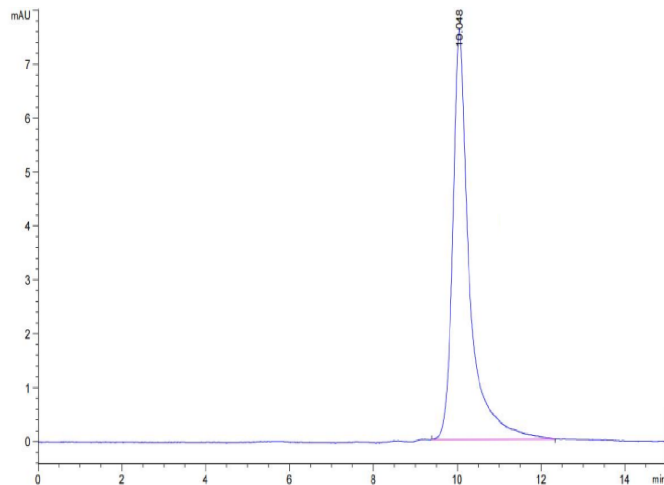
### Bis-Tris PAGE



Cynomolgus IL-3 on Bis-Tris PAGE under reduced condition. The purity is greater than 95%.

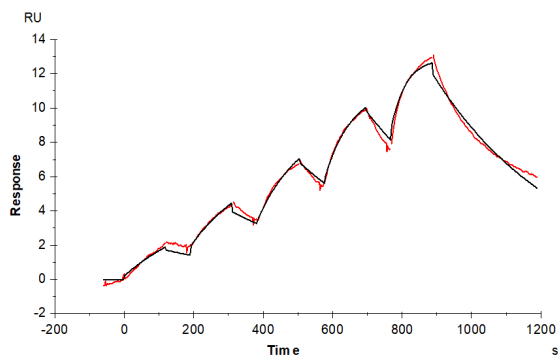
### SEC-HPLC

Assay Data



The purity of Cynomolgus IL-3 is greater than 95% as determined by SEC-HPLC.

SPR Data



Cynomolgus IL-3 R alpha, His Tag immobilized on CM5 Chip can bind Cynomolgus IL-3, His Tag with an affinity constant of 1.30 nM as determined in SPR assay (Biacore T200).